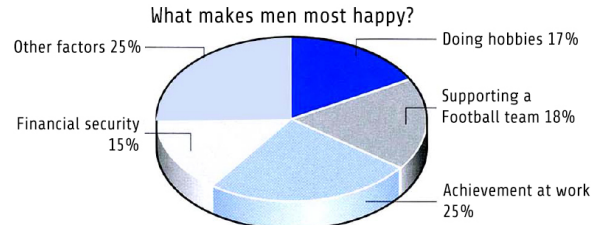
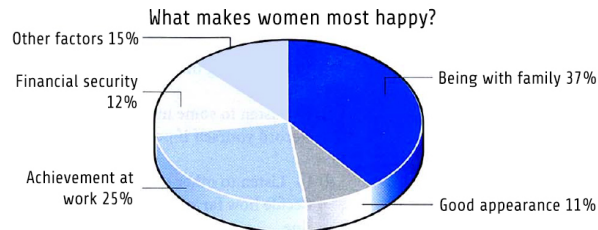


Descriptive reports: pie charts

Task

The charts below show the results of a survey about what men and women say makes them most happy.

Write a report of 150 words, describing the key information and making comparisons where relevant.



1. List some of the key information about “What makes women most happy”:

.....

.....

.....

.....

.....

2. List some of the key information about “What makes men most happy”:

.....

.....

.....

.....

.....

3. Make some comparisons between women and men:

.....

.....

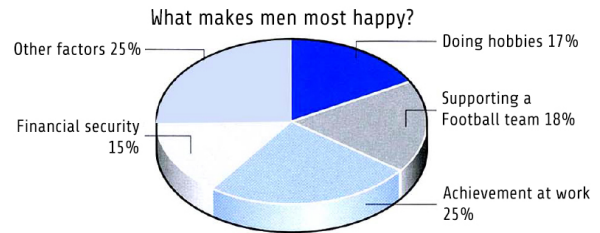
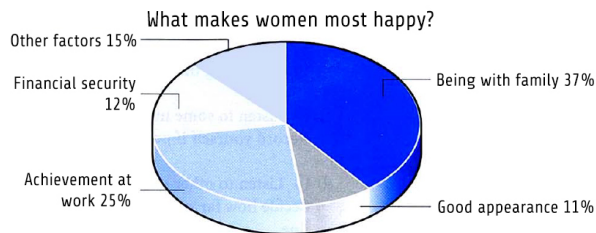
.....

.....

.....

The charts below show the results of a survey about what men and women say makes them most happy.

Write a report of 150 words, describing the key information and making comparisons where relevant.



5. Read the exam prompt again (above) and answer the following questions:

- 1 What is the general topic of the pie charts?
- 2 How was the information in the charts obtained?
- 3 Which two groups of people were involved in the survey?
- 4 Which four main things make women happy?
- 5 Which four main things make men happy?
- 6 Which things are similar between the two groups?
- 7 Which things are different?
- 8 What does *other factors* mean?

6. Questions relating to a model report on the exam prompt:

What is the purpose of the different paragraphs?

Choose from the list below and match 1–3 with A–C

- 1 The first paragraph ...
- 2 The second paragraph ...
- 3 The third paragraph ...

- A ... describes important similarities between the two groups.
 B ... summarises important general patterns shown in the charts.
 C ... describes important differences between the two groups.

There are a number of similarities between what men and women say makes them most happy. There are also several striking differences.

Firstly, significant percentages of both men and women mention the same two factors: achievement at work and financial security. Exactly the same proportion of men and women (25%) feel that doing well at work brings them most happiness. However, a slightly lower percentage of women (12%) than men (15%) identify financial security as the most important factor in making them happy.

Turning now to the major differences, many women regard being with family as extremely important: 37% of them state this brings them most happiness, which is the largest percentage of all the factors mentioned by this group. Also a significant minority of women (11%) mention that having a good appearance makes them happiest. Neither of these two factors is mentioned by men. Instead, 17% of men report that doing hobbies is important and 18% feel most happy when their sports team is doing well. (167 words)