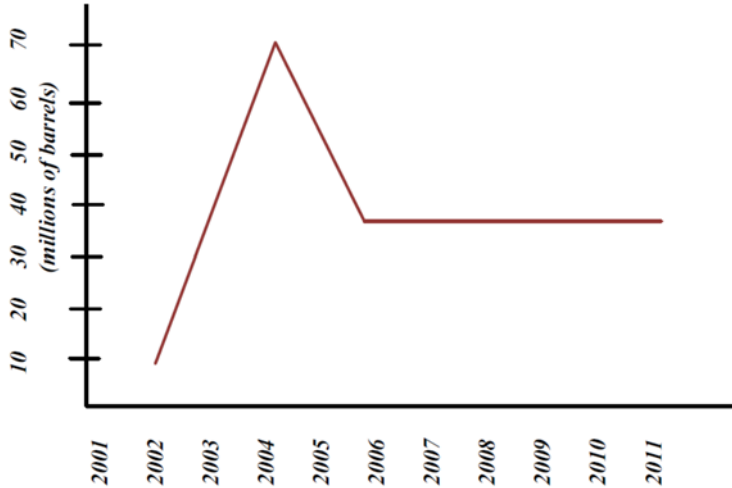


--	--	--

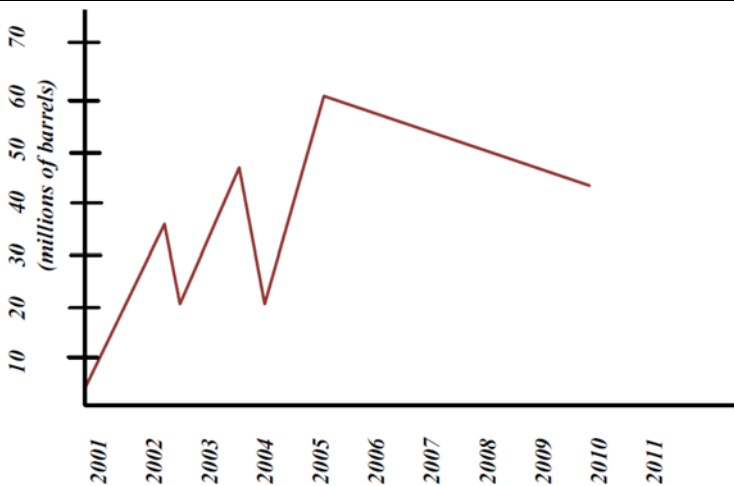
## Descriptive reports: tasks

### TASK 1: Identify the following trends and complete each sentence

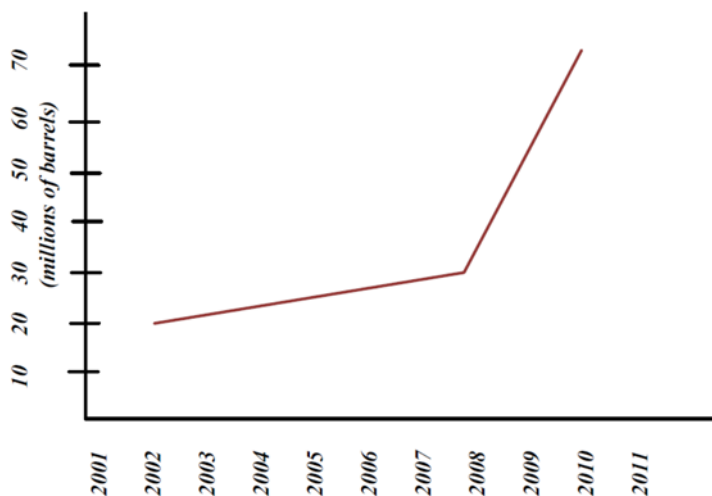
Graphs show: the amount of oil produced in Canada (in millions of barrels)



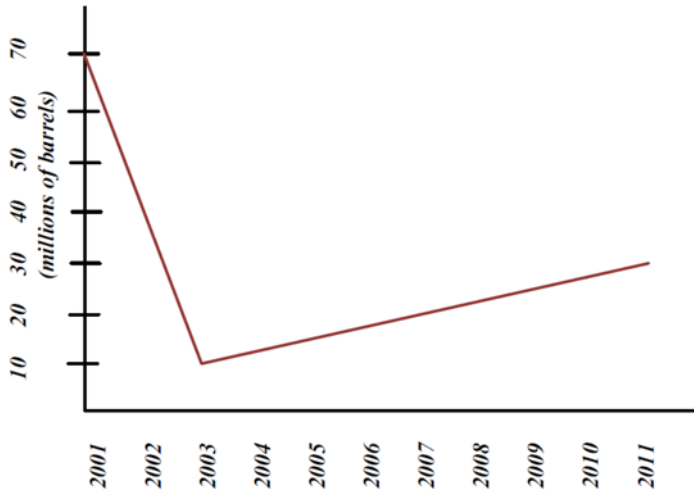
[1] Between \_\_\_\_\_ and 2004, the amount of oil produced in Canada \_\_\_\_\_ sharply to a \_\_\_\_\_ of \_\_\_\_\_ million \_\_\_\_\_, and then from 2006 to \_\_\_\_\_, it \_\_\_\_\_ the same at approximately \_\_\_\_\_ million.



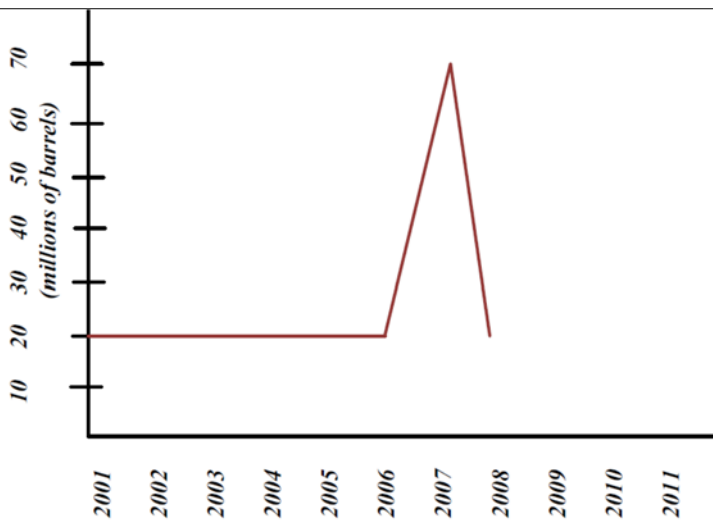
[2] From \_\_\_\_\_ to 2005, the number of \_\_\_\_\_ from around \_\_\_\_\_ in 2001 to about 60 \_\_\_\_\_ in \_\_\_\_\_. Then, \_\_\_\_\_ 2005 and \_\_\_\_\_, there \_\_\_\_\_ a \_\_\_\_\_ drop to approximately \_\_\_\_\_ million.



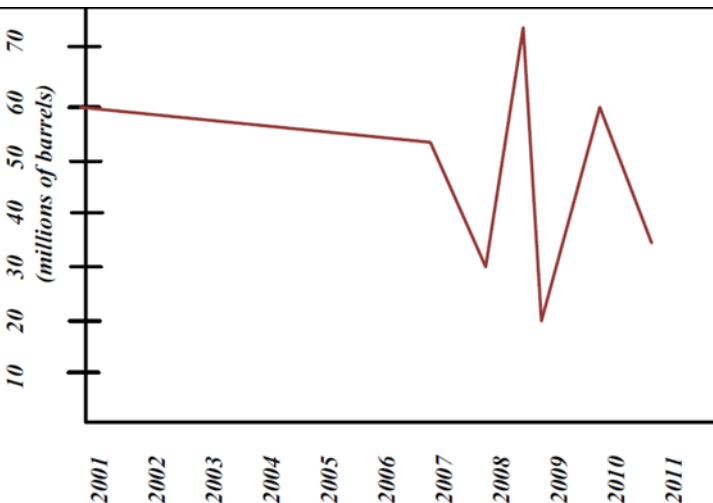
[3] In \_\_\_\_\_, the amount of \_\_\_\_\_ stood at 20 \_\_\_\_\_ barrels, after which it \_\_\_\_\_ slightly to around \_\_\_\_\_ million in \_\_\_\_\_. Between 2008 and \_\_\_\_\_, \_\_\_\_\_ was a \_\_\_\_\_ increase to approximately \_\_\_\_\_ million barrels.



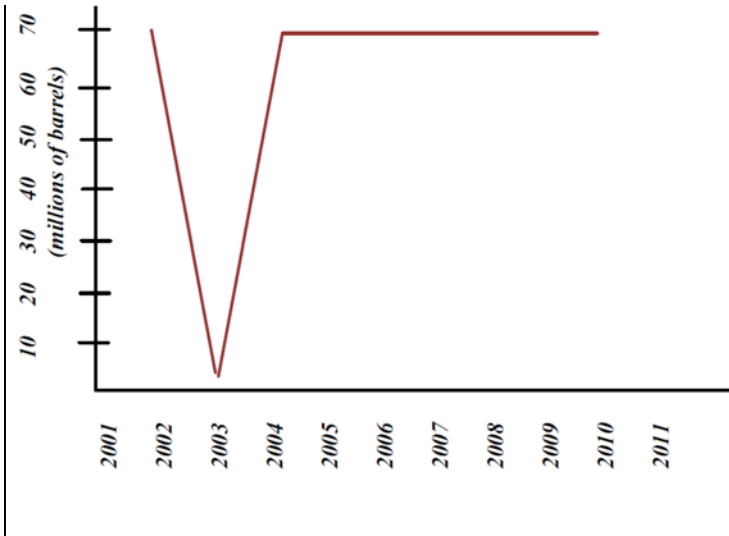
[4] From \_\_\_\_\_ to 2003, the \_\_\_\_\_ of barrels \_\_\_\_\_ sharply from \_\_\_\_\_ million to around \_\_\_\_\_ million. Next, the number \_\_\_\_\_ steadily to about \_\_\_\_\_ million between 2003 \_\_\_\_\_.



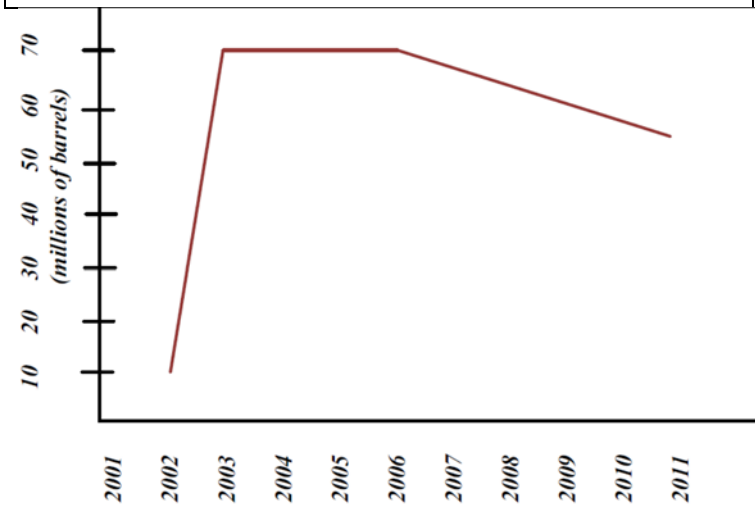
[5] In \_\_\_\_\_, the \_\_\_\_\_ of barrels \_\_\_\_\_ at \_\_\_\_\_ million, and then it remained \_\_\_\_\_ until \_\_\_\_\_. Following that, \_\_\_\_\_ number \_\_\_\_\_ at around 70 million in \_\_\_\_\_.



[6] Between \_\_\_\_\_ and 2007, there \_\_\_\_\_ a \_\_\_\_\_ decrease from \_\_\_\_\_ million \_\_\_\_\_ to around \_\_\_\_\_ million. Then, \_\_\_\_\_ 2007 to 2011 \_\_\_\_\_ was a \_\_\_\_\_ from around \_\_\_\_\_ million to about \_\_\_\_\_ million.



[7] During \_\_\_\_\_ there \_\_\_\_\_ a \_\_\_\_\_ decrease to approximately \_\_\_\_\_ million barrels. However, \_\_\_\_\_ the following \_\_\_\_\_, it \_\_\_\_\_ rapidly back to \_\_\_\_\_ million, after which the \_\_\_\_\_ the same until \_\_\_\_\_.



[8] \_\_\_\_\_ 2002, there \_\_\_\_\_ a \_\_\_\_\_ increase to a \_\_\_\_\_ at 70 \_\_\_\_\_ barrels. Next, it \_\_\_\_\_ moderately to around \_\_\_\_\_ million between 2006 \_\_\_\_\_.